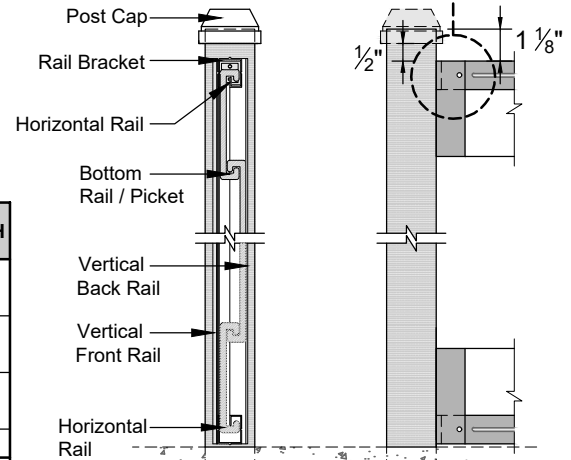
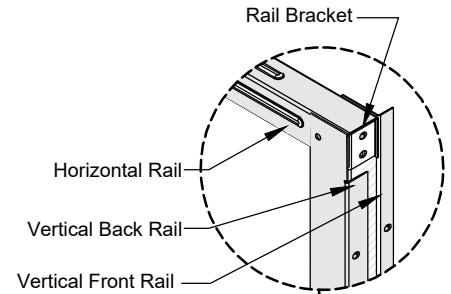



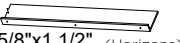







NOTES:

1. ALL HORIZONS COMPONENTS ARE MATTE BLACK POWDER COATED GALVANIZED STEEL.
2. INSTALLATION TO BE COMPLETED PER MANUFACTURER'S SPECIFICATION.
3. REFER TO YourNextFence.com FOR CONSTRUCTION DETAILS AND PRODUCT INFORMATION.
4. DRAWING NOT TO SCALE.



COMPONENT	QTY.	LENGTH	COMPONENT	QTY.	LENGTH
Steel Post Cap 	1	N/A	Vertical Back Rail (35 1/2") 	1	73 1/2"
Steel Post  2 1/2" x 2 1/2"	1	108"	Vertical Front Rail (35 1/2") 	1	73 1/2"
Horizontal Rail  1 1/2" x 1 1/4" (Horizons)	2	92"	Horizontal Top Rail Bracket  1 1/4"x1" (Horizons)	2	1"
Bottom Rail / Picket  1" x 5 3/4"	7	91"	Screws  Pan-Head #10 34 3/4"	34	3/4"
			 Self-Drilling #8 16 3/4"	16	3/4"

Component lengths may vary

*Cut 2 pieces, 1 from each end.

CUT VIEWS

091919