
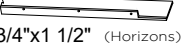

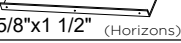






NOTES:

1. ALL HORIZONS COMPONENTS ARE MATTE BLACK POWDER COATED GALVANIZED STEEL.
2. INSTALLATION TO BE COMPLETED PER MANUFACTURER'S SPECIFICATION.
3. REFER TO YourNextFence.com FOR CONSTRUCTION DETAILS AND PRODUCT INFORMATION.
4. DRAWING NOT TO SCALE.

COMPONENT	LENGTH	COMPONENT	LENGTH
Steel Post Cap 	N/A	Vertical Back Rail 	Varies
Steel Post 	2 1/2" x 2 1/2"	Vertical Front Rail 	Varies
Horizontal Rail 	1 1/2" x 1 1/4" (Horizons)	Horizontal Top Rail Bracket 	1"
Bottom Rail / Picket 	1" x 5 3/4"	Screws 	3/4"
			3/4"

Component lengths may vary

CUT VIEWS

091919