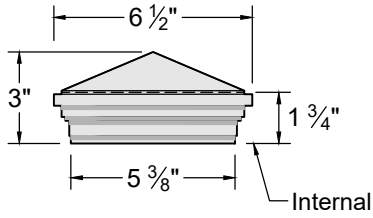
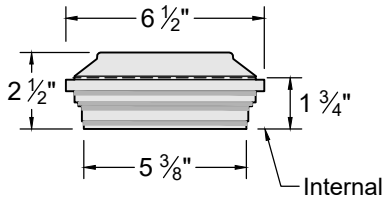


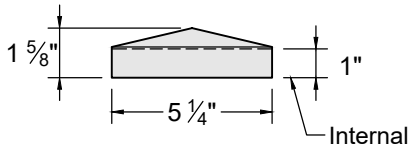
POST CAPS



Pyramid



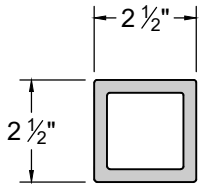
Flat Top



Crown

STEEL POST

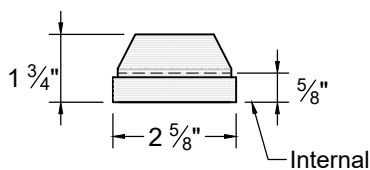
*(Horizons)



LENGTH: 108"
(12 GA)

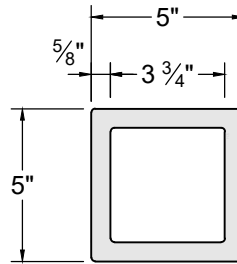
STEEL POST CAP

*(Horizons)



*1. ALL HORIZONS COMPONENTS ARE MATTE BLACK POWDER COATED GALVANIZED STEEL (COASTAL APPLICATIONS MUST USE STAINLESS STEEL).
2. TREX COMPONENT DIMENSIONS MAY VARY.

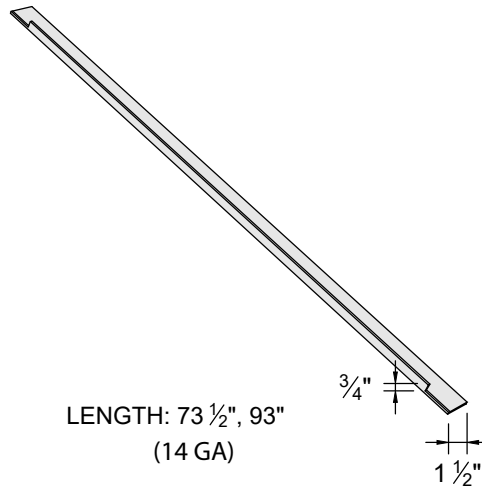
POST



LENGTH: 96", 108", 144"

VERTICAL BACK RAIL

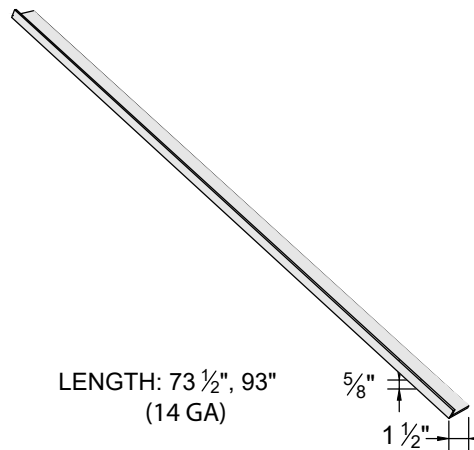
*(Horizons)



LENGTH: 73 1/2", 93"
(14 GA)

VERTICAL FRONT RAIL

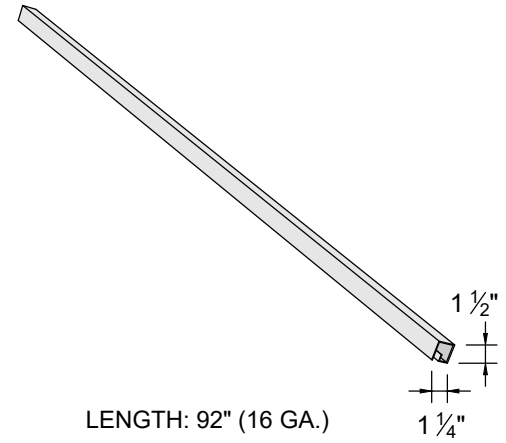
*(Horizons)



LENGTH: 73 1/2", 93"
(14 GA)

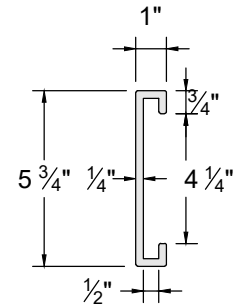
HORIZONTAL TOP & BOTTOM RAIL

*(Horizons)



LENGTH: 92" (16 GA.)

PICKET / BOTTOM RAIL



LENGTH: 67", 91"

HORIZONTAL TOP RAIL BRACKET

*(Horizons)

