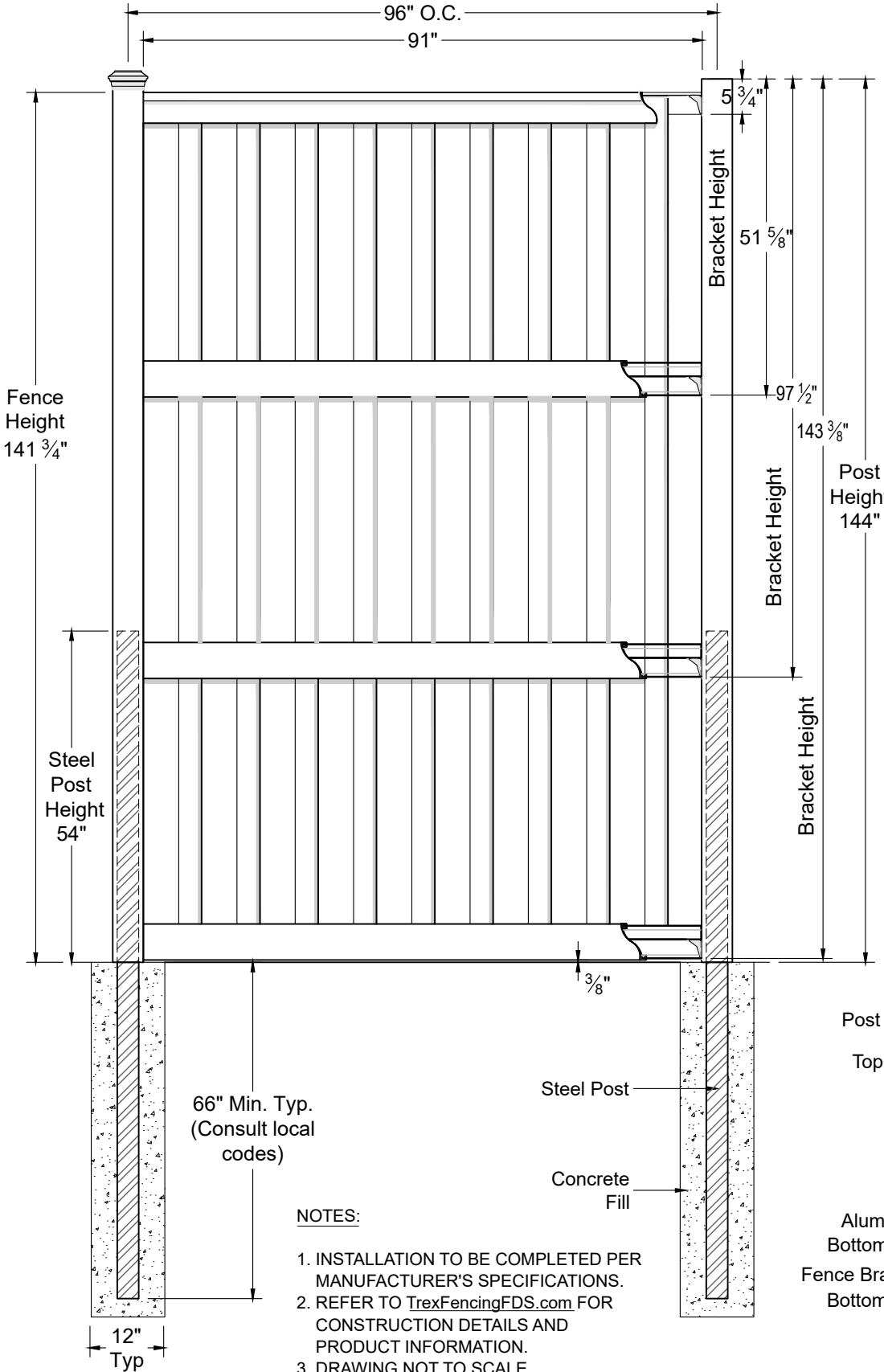


# Trex® Seclusions®

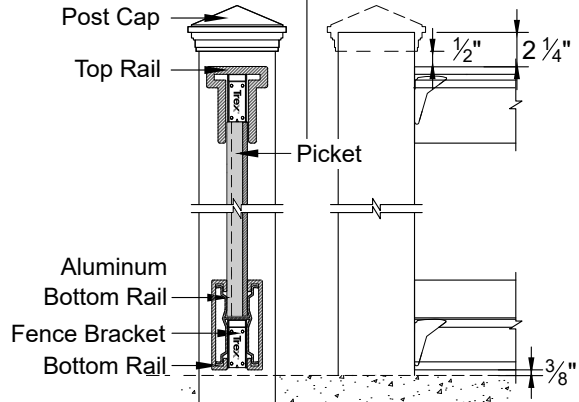
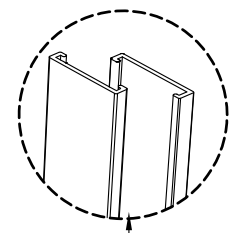
COMPOSITE FENCING SYSTEM

**Fence Height: 12'**



COMPONENT		QTY.	LENGTH
Post Cap	Pyramid Flat Crown	1	N/A
Post	5" x 5"	1	144"
Galv. Steel Post	3.5"x3.5"	1	120"
Top Rail	4" x 5"	1	91"
Bottom Rail / Picket (Cut to 45 1/2")	1"x 5 3/4"	28.5	91"
Bottom Rail / Picket	1" x 5 3/4"	6	91"
Aluminum Bottom Rail	2 3/4" x 5 1/8"	3	90 1/2"
Fence Bracket	1 1/4" x 3 1/8"	8	N/A
Ext. Wood Screw	#7	24	1 5/8"
	#8	16	3/4"
	#7	6	1"
Self-Drilling Screw	#14	2	1 1/2"

Component lengths may vary



**CUT VIEWS**

- NOTES:**
1. INSTALLATION TO BE COMPLETED PER MANUFACTURER'S SPECIFICATIONS.
  2. REFER TO [TrexFencingFDS.com](http://TrexFencingFDS.com) FOR CONSTRUCTION DETAILS AND PRODUCT INFORMATION.
  3. DRAWING NOT TO SCALE.

112823